


ENGLISH BOOKLET

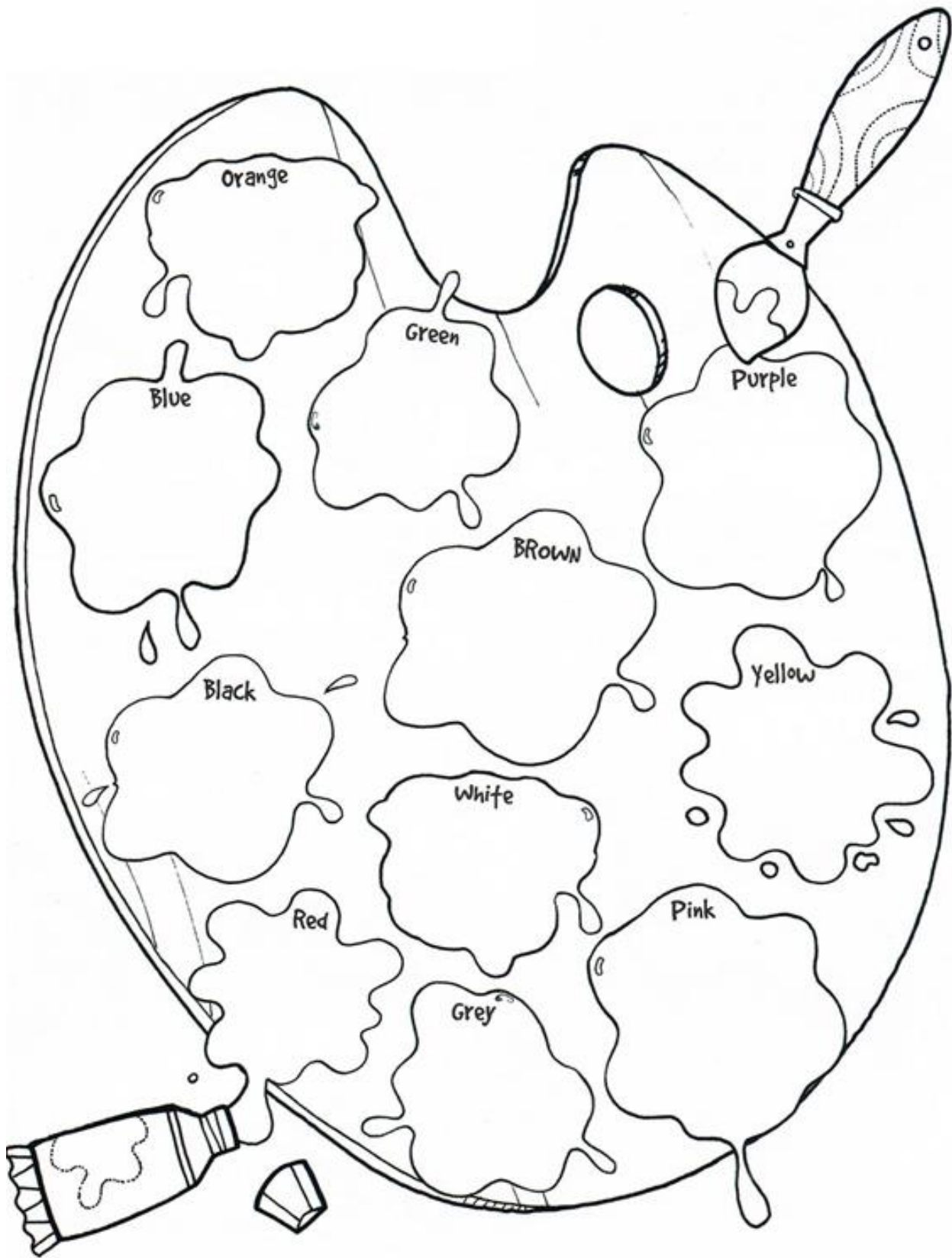


3RD GRADE - 2020

STUDENT.....


TEACHER.....

COLOURS!



SEASONS OF THE YEAR

- WRITE THE SEASONS BELOW THE TREE.



CLASSROOM LANGUAGE

- CUT, PASTE AND WRITE IN YOUR FOLDER.

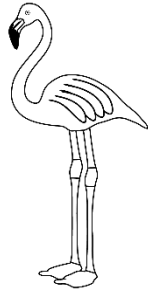



WILD ANIMALS - EXTRA PRACTICE




ACTIVITY 1: COMPLETE WITH THE WORDS IN THE BOX.

WILD ANIMALS: WHAT IS IT?

FLAMINGO - GIRAFFE - ZEBRA - HIPPO - BIRD - ELEPHANT - LION



IT'S AN ELEPHANT. IT'S A _____. IT'S A _____. IT'S A _____.



IT'S A _____.

IT'S A _____.

IT'S A _____.

ACTIVITY 2: COMPLETE WITH THE MISSING LETTERS. THEN, COLOUR.

| | | | |
|-------|---|------------------------|---|
| B_A_K |  | GR_N |  |
| _LU_ |  | _ELL_ |  |
| GRE_ |  | RE_ |  |
| W__TE |  | OR_N_E |  |
| P_N_ |  | PURP__ |  |
| B_O_N |  | My favourite colour is |  |


ACTIVITY 3: PUT THE NAME OF THE ANIMALS IN THE CORRECT COLUMN.

IS IT BIG OR SMALL?

BIRD - LION - HIPPO - FLAMINGO - GIRAFFE - ZEBRA - ELEPHANT

| BIG ANIMALS | SMALL ANIMALS |
|--------------------|----------------------|
| | |
| | |
| | |
| | |
| | |

ACTIVITY 4: READ AND COLOUR.



1 The lion is brown and orange.


3 The elephant is grey.

2 The giraffe is yellow and brown.


4 The bat is black.

ACTIVITY 5: COMPLETE THE SENTENCES WITH "IT'S" OR "THEY'RE".


FOR EXAMPLE:




IT'S A LION.



THEY'RE LIONS.




_____ ELEPHANTS.




_____ AN ELEPHANT.



_____ A BIRD.



_____ BIRDS.



_____ ZEBRAS.






_____ A ZEBRA.

ACTIVITY 6 - COMIC PINK FLAMINGOS (page 48, Orbit 2)

A). READ THE COMIC AND ANSWER THE QUESTIONS.

- 1). **PICTURE 1:** WHERE ARE THE KIDS? THEY ARE IN _____.
- 2). **PICTURE 2:** WHAT DO THEY SEE? THEY SEE _____.
- 3). **PICTURE 3:** WHAT COLOUR ARE BABY FLAMINGOS? THEY'RE _____.
- 4). **PICTURE 3:** WHAT COLOUR ARE SMALL FLAMINGOS? THEY'RE _____.
- 5). **PICTURE 4:** WHAT COLOUR ARE BIG FLAMINGOS? THEY'RE _____.
- 6). **PICTURE 6:** WHAT DO FLAMINGOS EAT? THEY EAT _____.

B). COLOUR THE FLAMINGOS.

| BIG FLAMINGOS | SMALL FLAMINGOS | BABY FLAMINGOS |
|---|---|---|
|  |  |  |

C) NOW, DRAW A BABY FLAMINGO:




PEOPLE IN MY SCHOOL - EXTRA PRACTICE

ACTIVITY 1: READ, WRITE AND DRAW.


>> My school is _____

>> These are the people in my school:




CLEANER

NAME: _____




LIBRARIAN

NAME: _____



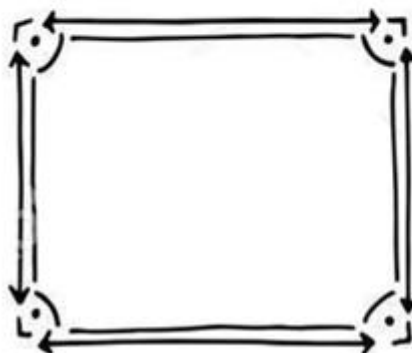
SECRETARY

NAME: _____



STUDENT

NAME: _____



TEACHER

NAME: _____

ACTIVITY 2: LOOK AT THE PICTURES AND WRITE.



1. He's a _____.



3. He's a _____.



2. She's a _____.



4. She's a _____.

ACTIVITY 3: READ AND COLOUR.



ACTIVITY 4: LISTEN AND COLOUR. THEN, COMPLETE.





I've got _____ hair and _____ eyes.



I've got _____ hair and _____ eyes.

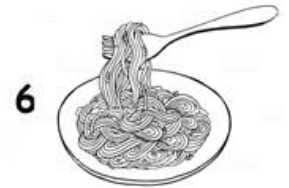
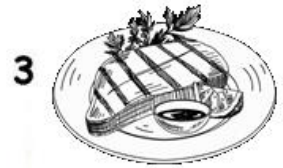
ACTIVITY 5: COMPLETE THE CROSSWORD.




LUNCHTIME- EXTRA PRACTICE

ACTIVITY 1: READ, LOOK AND WRITE THE CORRECT NUMBER.

| | |
|-------------|----------------------|
| CHICKEN | <input type="text"/> |
| FRUIT SALAD | <input type="text"/> |
| PUDDING | 1 |
| FISH | <input type="text"/> |
| PASTA | <input type="text"/> |
| SALAD | <input type="text"/> |
| STEAK | <input type="text"/> |
| WATERMELON | <input type="text"/> |




ACTIVITY 2: WHAT'S FOR LUNCH? DRAW AND WRITE.



menu

ACTIVITY 3: READ AND LOOK. THEN CIRCLE AND SAY.



CHICKEN SALAD PIZZA WATERMELON BANANAS FISH STEAK

ACTIVITY 4: LOOK AND WRITE.



I LIKE _____.



I DON'T LIKE _____.

ACTIVITY 5: FIND THE WORDS.

| | | | | | | | | | |
|---|---|---|---|---|---|---|---|---|---|
| N | Y | O | C | C | S | W | U | V | R |
| G | F | I | S | H | P | A | X | P | N |
| Y | F | P | W | I | I | T | F | U | C |
| H | I | A | M | C | Z | E | S | D | A |
| A | B | S | C | K | Z | R | T | D | Q |
| W | D | T | Q | E | A | M | E | I | X |
| B | V | A | U | N | Q | E | A | N | R |
| U | S | A | L | A | D | L | K | G | R |
| S | E | Z | O | M | V | O | M | E | I |
| J | Z | B | A | N | A | N | A | A | C |

STEAK
PUDDING
WATERMELON
SALAD
CHICKEN
BANANA
PIZZA
FISH
PASTA

ACTIVITY 6: WATCH THE VIDEO. THEN WRITE YOUR OWN EXAMPLES.



Do you like _____?

Yes, I do!



Do you like _____?

Yes, I do!



Do you like _____?

No, I don't!



Do you like _____?

Yes, I do!



Do you like _____?

Yes, I do!



Do you like _____?

No, I don't!


LET'S HAVE FUN - EXTRA PRACTICE

ACTIVITY 1: WRITE THE NAME OF THE GAME UNDER THE PICTURE.

**JUMP THE ROPE - MIME - PULL THE ROPE - PLAY HOPSCOTCH -
PLAY HIDE-AND-SEEK - DANCE AND FREEZE**














• NOW, ANSWER THE QUESTIONS.

→ WHAT GAMES CAN YOU PLAY?

I CAN _____.

→ WHAT GAMES CAN'T YOU PLAY?



I CAN'T _____.

ACTIVITY 2: READ THE COMIC STRIP (PAGE 66) AND ANSWER THE QUESTIONS WITH THE WORDS.

BROWNIE - VENICE, ITALY - HIDE-AND-SEEK - MAZE

1. IN WHICH CITY AND COUNTRY ARE THE KIDS? _____
 2. WHERE ARE THE KIDS? _____
 3. WHAT GAME ARE THEY PLAYING? _____
 4. WHO IS WITH ZAC? _____
-

ACTIVITY 3: COLOUR, CUT AND PASTE IN YOUR FOLDER. THEN, WRITE "I CAN DANCE AND FREEZE" OR "I CAN'T DANCE AND FREEZE".



Literature- Todd Parr's Books

"THE EARTH" BY TODD PARR



"I CAN SAVE THE EARTH TOO!"

- IN "THE EARTH BOOK", THE CHILDREN HELPED SAVE THE EARTH IN SO MANY WAYS. WHAT WILL YOU DO TO HELP?

HERE IS ME DOING MY PART!

NAME: _____

SONG: REUSE, REDUCE RECYCLE! BY JACK JOHNSON

- WATCH THE VIDEO AND SING!



Three it's a magic number

Yes it is, it's a magic number

Because two times three is six

And three times six is eighteen

And the eighteenth letter in the alphabet is r

We've got three r's we're going to talk about
today

We've got to learn to

Reduce, reuse, recycle

Reduce, reuse, recycle

Reduce, reuse, recycle

Reduce, reuse, recycle

If you're going to the market to buy some juice

You've got to bring your own bags and you learn to reduce your waste

And if your brother or your sister's got some cool clothes

You could try them on before you buy some more of those

Reuse, we've got to learn to reuse

And if the first two r's don't work out

And if you've got to make some trash

Don't throw it out

Recycle, we've got to learn to recycle,

We've got to learn to reduce...

Be green!

- LOOK AT THE PICTURES AND COMPLETE THE SENTENCES.

be protect save recycle cut down
plant have throw away put



1. the planet.

2. animals.

3. rubbish in the bin.

4. trees.

5. plastic bags.

6. water.

7. bottles, cans & paper.

8. rubbish on the ground.

9. trees.

10. baths.

11. glass in the green bin.







12. green.



- COMPLETE THE CAUSE EFFECT CHART

I LOVE THE FISH - I LOVE THE STARS - I LOVE WATCHING THINGS GROW -

I LOVE THE TREES - I LOVE POLAR BEARS - I LOVE TO WALK BAREFOOT IN THE GRASS

| CAUSE | EFFECT |
|---|---|
|  <p>I BRING MY OWN BAGS TO THE MARKET BECAUSE...</p> |  <hr/> |
|  <p>I TURN OFF THE FAUCET WHILE A WASH MY TEETH BECAUSE...</p> |  <hr/> |
|  <p>I RIDE MY BIKE BECAUSE ...</p> |  <hr/> |



I TRY TO EAT EVERY BITE ON MY PLATE
BECAUSE ...





I REMEMBER TO TURN OFF THE LIGHT
BECAUSE ...





I THROW GARBAGE IN THE TRASH CAN
BECAUSE ...



It's Okay to be Different!

BY TODD PARR



- READ, LOOK AND MATCH.

"IT'S OKAY TO BE
ADOPTED"

1



"IT'S OKAY TO HAVE
DIFFERENT MOMS AND
DADS"

2



"IT'S OKAY TO HAVE
WHEELS"

3



"IT'S OKAY TO HAVE BIG
EARS"

4



"IT'S OKAY TO HAVE A
DIFFERENT NOSE"

5



"IT'S OKAY TO BE
EMBARRASSED"


6



- COMPLETE THE SENTENCE. THEN DRAW.

It's Okay to _____

NAME: _____



© 2011 OTC



PICTURE DICTIONARY

WILD ANIMALS



GIRAFFE



ZEBRA



LION



ELEPHANT



HIPPO



FLAMINGO



BIRD

PEOPLE IN MY SCHOOL



SECRETARY



CLEANER



TEACHER



LIBRARIAN



STUDENT

LUNCHTIME



CHICKEN



FRUIT SALAD



PUDDING



STEAK



WATERMELON



PASTA

LET'S HAVE FUN



DANCE AND FREEZE



JUMP THE ROPE



MIME



PLAY HIDE AND SEEK



PLAY HOPSCOTCH



PULL THE ROPE